



Stifel Healthcare Conference

November 2022

Disclaimer

This Presentation contains certain forward-looking statements. These statements may relate to, but are not limited to, expectations of future operating results or financial performance of The Beauty Health Company (the "Company"), the calculation of certain key financial and operating metrics, capital expenditures, the introduction of new products, expansion into new markets and the ability to execute certain strategic initiatives. Some of the forward-looking statements can be identified by the use of forward-looking words such as "anticipate," "expect," "suggests," "plan," "believe," "intend," "estimates," "targets," "projects," "should," "could," "would," "may," "will," "outlook," "forecast" and other similar expressions. These are intended to identify forward-looking statements. All forward-looking statements are based upon management estimates and forecasts and reflect the views, assumptions, expectations, and opinions of the Company as of the date of this Presentation, and may include, without limitation, changes in general economic conditions as a result of COVID-19, all of which are subject to change. Any such estimates, assumptions, expectations, forecasts, views or opinions set forth in this Presentation constitute the Company's judgments and should be regarded as indicative, preliminary and for illustrative purposes only. The forward-looking statements and projections contained in this Presentation are subject to a number of factors, risks and uncertainties, some of which are not currently known to us, that may cause the Company's actual results, performance or financial condition to be materially different from the expectations of future results, performance or financial condition. Although such forward-looking statements have been made in good faith and are based on assumptions we believe to be reasonable, there is no assurance that the expected results will be achieved. Many factors could adversely affect our business and financial performance. We discussed a number of material risks in our Annual Report on Form 10-K filed with the Securities and Exchange Commission on March 1, 2022 and other filings with the Securities and Exchange Commission. Those risks continue to be relevant to our performance and financial condition. Moreover, we operate in a very competitive and rapidly changing environment. New risk factors emerge from time to time and it is not possible for management to predict all such risk factors, nor can it assess the impact of all such risk factors on the business or the extent to which any factor, or combination of factors, may cause actual results to differ materially from those contained in any forward-looking statements. We expressly disclaim any responsibility to update forward-looking statements, whether as a result of new information, future events or otherwise.

Non-GAAP Financial Measures

In addition to results determined in accordance with accounting principles generally accepted in the United States of America (GAAP), management utilizes certain non-GAAP financial measures such as adjusted gross margin, adjusted EBITDA, and adjusted EBITDA margin for purposes of evaluating ongoing operations and for internal planning and forecasting purposes. We believe these non-GAAP financial measures, when reviewed collectively with our GAAP financial information, provide useful supplemental information to investors in assessing our operating performance. These non-GAAP financial measures should not be considered as an alternative to GAAP financial information or as an indication of operating performance or any other measure of performance derived in accordance with GAAP, and may not provide information that is directly comparable to that provided by other companies in its industry, as these other companies may calculate non-GAAP financial measures differently, particularly related to non-recurring, unusual items.

Management uses adjusted gross margin to measure profitability and the ability to scale and leverage the costs of Delivery Systems and Consumables. The continued growth of Delivery Systems is expected to improve adjusted gross margin, as additional Delivery Systems sold will increase our recurring Consumables net sales, which has higher margins. Management believes adjusted gross profit and adjusted gross margin are useful measures to the Company and its investors to assist in evaluating operating performance because they provide consistency and direct comparability with past financial performance and between fiscal periods, as the metrics eliminate the effects of amortization and depreciation, which are non-cash expenses that may fluctuate for reasons unrelated to overall continuing operating performance. Adjusted gross margin has been and will continue to be impacted by a variety of factors, including the product mix, geographic mix, direct vs. indirect mix, the average selling price on Delivery Systems, and new product launches. Management expects adjusted gross margin to fluctuate over time depending on the factors described above.

Management uses adjusted EBITDA and adjusted EBITDA margin to facilitate internal comparisons of historical operating performance on a more consistent basis and uses these measures for business planning purposes. Management also believes this information will be useful for investors to facilitate comparisons of operating performance and better identify trends in the business. Management expects adjusted EBITDA margin to increase over the long-term, as the Company continues to scale and achieve greater operating leverage. The Company calculates adjusted EBITDA as net income (loss) adjusted to exclude: change in fair value of public and private placement warrants, change in fair value of earn-out shares liability, other expense, net interest expense; income tax benefit (expense); depreciation and amortization expense; stock-based compensation expense; foreign currency (gain) loss; management fees incurred from historical private equity owners; one-time or non-recurring items such as transaction costs (including transactions costs with respect to the Business Combination); and restructuring costs (including those associated with COVID-19).



Andrew Stanleick

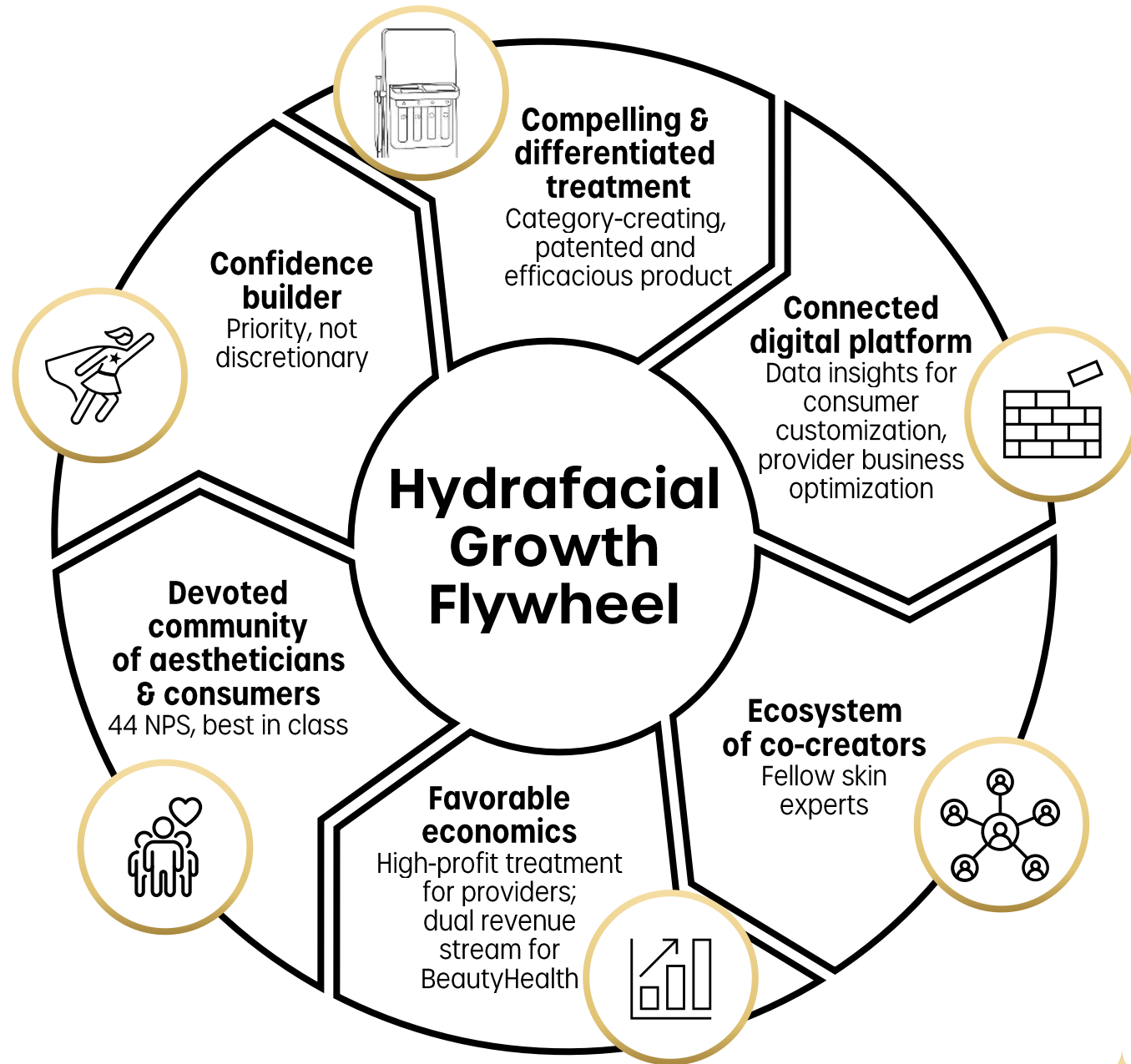
President & Chief Executive Officer



Liyuan Woo

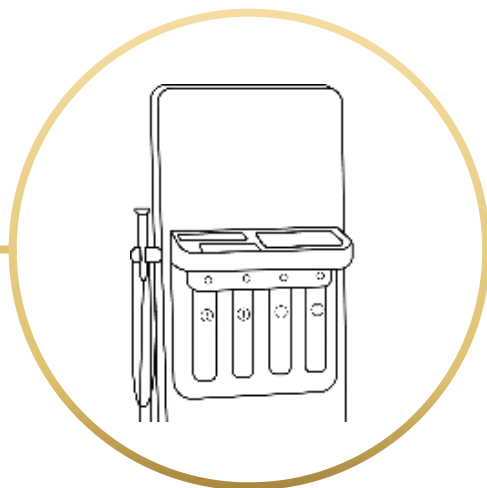
Chief Financial Officer

Fireside chat



Continued progress against our 5-point Master Plan

1



Expand footprint

2



Invest in providers

3



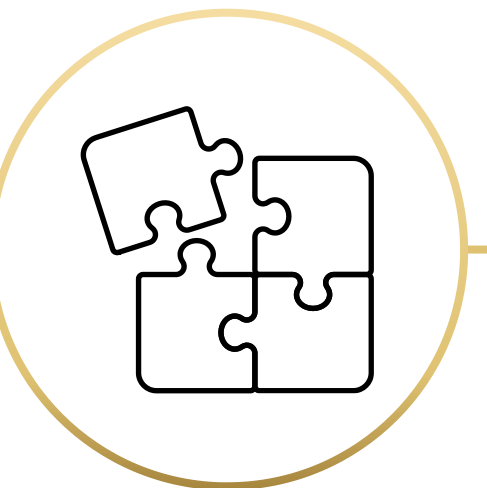
Drive brand awareness

4



Build global infrastructure

5



M&A

Building our global infrastructure



\$20 million investment into future growth

Exiting our outsized investment years

2021 - 2022 Growth investments

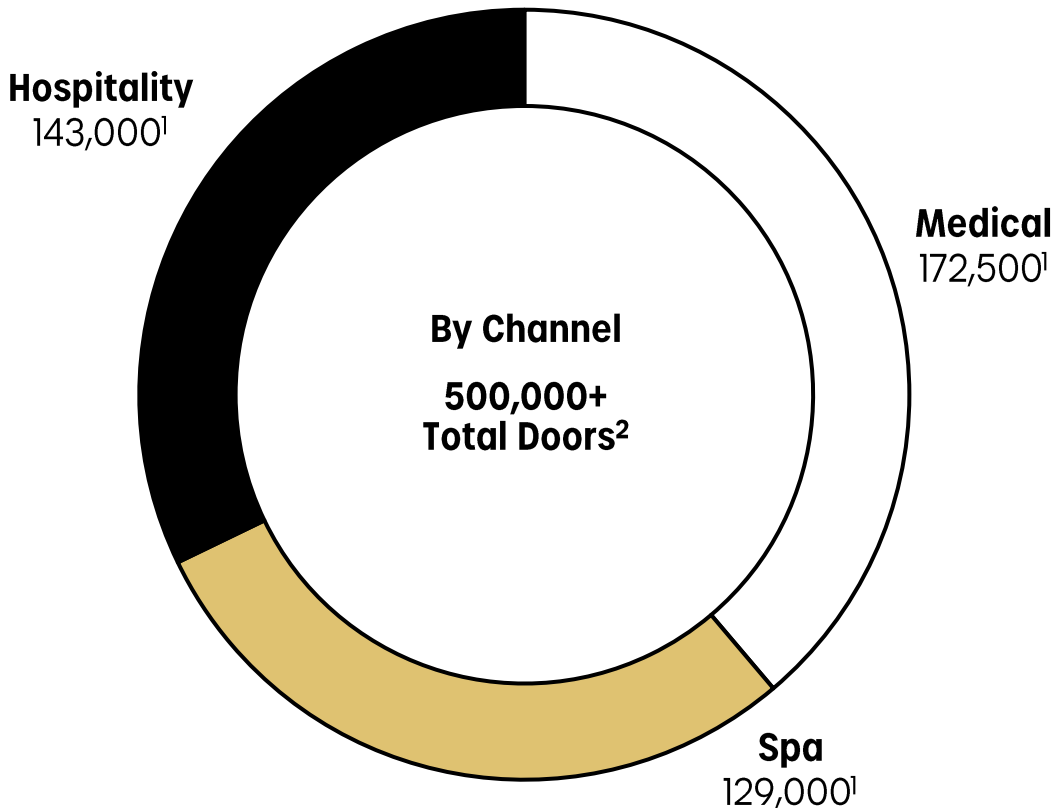
- ◆ ~800 new employees
- ◆ Recruiter fees
- ◆ Global office / real estate
- ◆ Experience Centers
- ◆ Global back-end software infrastructure build - SOX, ERP etc.
- ◆ EMEA 3PLs

2023+ Growth optimization

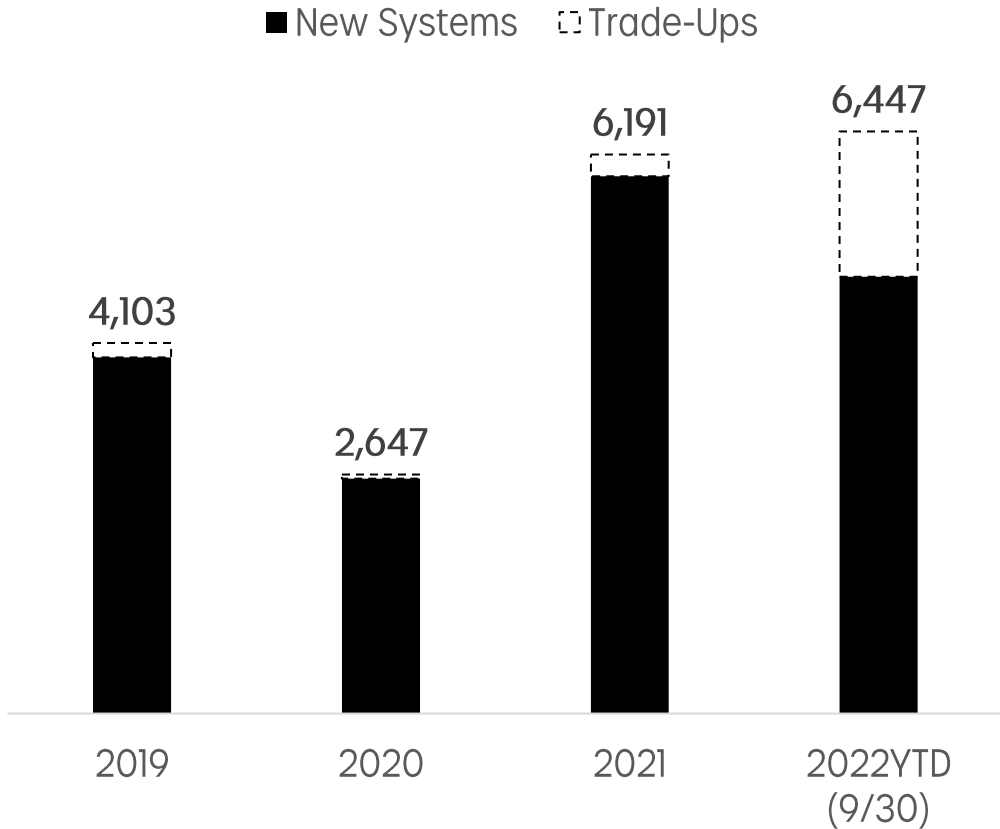
- ◆ Optimized demand planning and SO&P process
- ◆ Production efficiencies
- ◆ Fixed cost leverage on higher net sales volume
- ◆ Improved training & marketing capabilities
- ◆ Productivity gains

We will continue to sell new systems

Estimated total addressable market



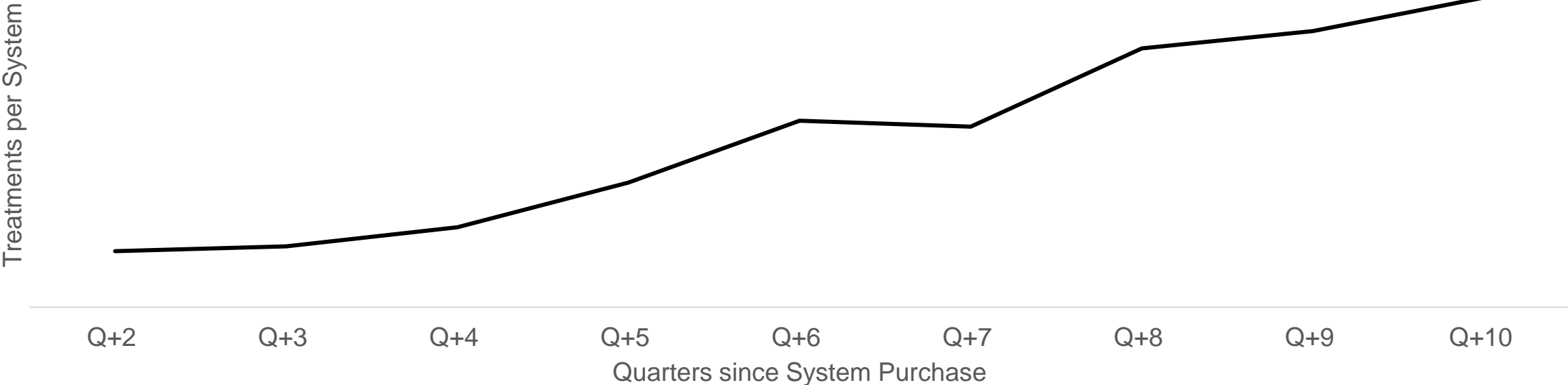
Annual delivery systems sold



Source: McKinsey & Company feasibility analysis (2022), management estimates, Statista; 1. Excludes estimates for distributor markets; 2. Includes estimates for distributor markets; 3. 2022E - 2025E CAGRs.

Utilization ramp

Estimated MedSpa utilization ramp for delivery systems purchased 2012 - 2022 YTD¹



¹. YTD as of 09/30/22.